

The logo for the Great Breweries Marathon is a red and white shield-shaped emblem. At the top, there is a silhouette of a running dog on the left, a stylized building with a dome in the center, and two running figures on the right. Below the shield, the text 'GREAT BREWERIES' is written in large, bold, red capital letters. Underneath that, 'MARATHON - 25 KM - 17 KM' is written in smaller red capital letters. At the bottom, a black banner with white text reads 'DUVEL » CORNET » KARMELIET'.

GREAT BREWERIES
MARATHON - 25 KM - 17 KM
DUVEL » CORNET » KARMELIET

INFO GUIDE

Dear Participant,

It's great that you will be joining us for the 7th edition of the Great Breweries Marathon.

This guide will give you all the important info regarding your participation.

That way, you will be starting without a care in the world on Sunday 5 May.

Good luck!

Organisation Great Breweries Marathon



Programme

From 7:00: Pick-up bib number from Duvel Moortgat Brewery

9:15: Start marathon & 17K RUN

9:25: Start marathon WALK

11:15: Start 25K RUN

11:40: Start 25K WALK

19:00: Finish closed

19:30: End of the event



Locations

Start: Breendonk-Dorp

Finish: Duvel Moortgat Brewery

Collection bib numbers, T-shirts & beer pack: Duvel Moortgat Brewery

Changing rooms: Sporthal Vrijhals

Storage sports bags: Car park Duvel Moortgat Brewery





Changes

Change of Distance

First collect your bib number.

Have your distance changed at the stand 'wissels' and receive a new bib number.

Changing to a lower distance is free of charge. For a higher distance, the difference in price will be charged.

Change of Name

Pick up the bib number with the confirmation email from the person whose bib number you are taking.

Have your information changed at the stand "wissels" and receive a new bib number.

Do not forget to bring your ID. For a change of name, there is a €5 administration fee.



Bibs RUN


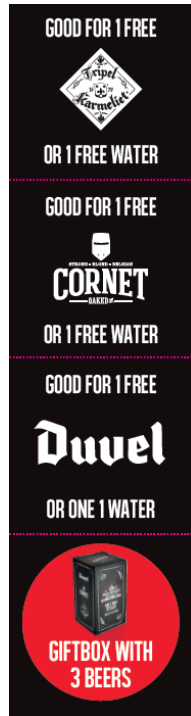


Bibs WALK



Tastings & Beer Pack RUNNERS

The participant pack contains vouchers for tasting three beers and the beer pack.




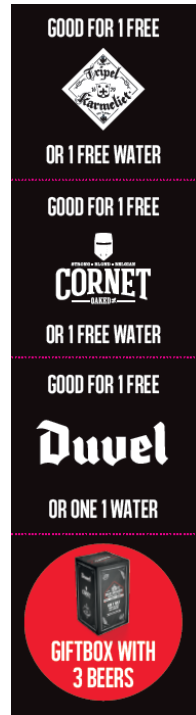
Runners can exchange these vouchers for a free beer or water after crossing the finish at Duvel Moortgat Brewery.

This is also where you can collect the giftbox containing 3 beers (17 & 25 KM) or 6 beers (marathon).



Tastings & Beer Pack WALKERS

The participant pack contains vouchers for tasting three beers and the beer pack.



Walkers can exchange these vouchers for a free beer or water along the route at the breweries/ tasting areas or after crossing the finish from Duvel Moortgat Brewery

This is also where you can collect the giftbox of 3 beers (17 & 25 KM) or 6 beers (marathon).



Starting Procedure RUNNERS

For your own running comfort and that of your fellow runners it is crucial that you go to the start box that best matches your desired finish time, and join the corresponding Sportoase pacer. This should create the ideal running comfort for all.

Start Boxes Marathon

2:59 Pink flag

3:15 Blue flag

3:30 Yellow flag

3:45 Red flag

3:59 Green flag

4:15 Black flag

4:30 Orange flag

4:45 Grey flag

5:00 White flag

Start Boxes 25K

2:00 Pink flag

2:10 Blue flag

2:20 Yellow flag

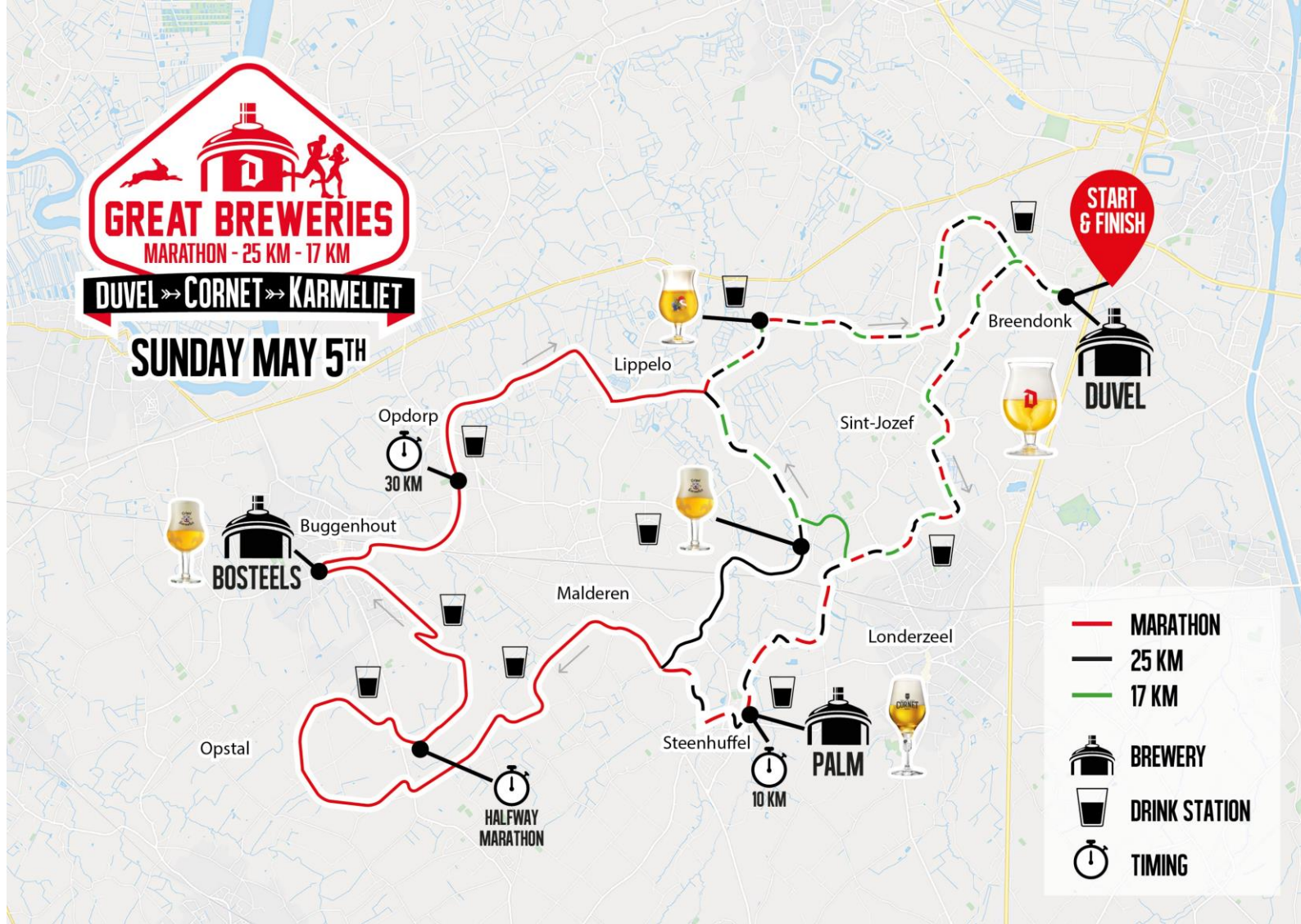
2:30 Red flag

2:40 Green flag

2:50 Black flag

3:00 Orange flag





[Parcours 17K](#)

[Parcours 25K](#)

[Parcours Marathon](#)



Railroad crossing

After +/- 7 km there is a railroad crossing.

The start times are chosen so that as few participants as possible are inconvenienced by this level crossing.

Are you still standing in front of a closed level crossing?

No problem, **your time will be automatically neutralized during this crossing** by time mats (this will also be clearly indicated by a sign at the crossing).

We strongly ask you to strictly follow the instructions of the police present at this point.



Aid stations RUN

There is an aid station with AA Drink Isolemon and water about every 5km. Bananas are available at aid stations at 15, 25 and 35 kilometres. There will be toilets at each aid station.

At the finish you will receive your medal, a bottle of AA Drink Isolemon and a Sultana biscuit.

In the finish zone you can use your tasting vouchers to collect your free beer.

Aid stations WALK

All walkers get the opportunity to taste the wonderful beers of Duvel Moortgat, Breweries Palm, De Hoorn & Rodenbach and Bosteels Brewery whilst they are passing through these iconic breweries.

Let's go green! Walkers are asked to bring a reusable cup or drinking bottle!

There is an aid station with AA Drink Isolemon and water about every 5km. Bananas are available at aid stations at 15, 25 and 35 kilometres. There will be toilets at all each aid station.

We also provide some light snacks at the aid station for the walkers.

At the finish you will receive your medal, a bottle of AA Drink Isolemon and a sultana biscuit.



Overview aid stations

		42 KM	25 KM	17 KM
PIKSTRAAT 58	LONDERZEEL	5 KM	5 KM	5 KM
BROUWERIJ PALM	LONDERZEEL	10 KM	10 KM	
PEISEGEMSTRAAT 207	MERCHTEM	15 KM		
BOSTEELS MILE: SNEPPELAAR 5	LONDERZEEL		15 KM	
KASTEELSTRAAT 223 (Hermans Recycling)	BUGGENHOUT	20 KM		
EIKENDREEF 77	BUGGENHOUT	25 KM		
BROUWERIJ BOSTEELS	BUGGENHOUT	27,5 KM		
HOOGVELD 6B	BUGGENHOUT	30 KM		
DUVEL MILE: ZAVEL 2	LONDERZEEL	35 KM	17,5 KM	10 KM
WACHTINGSTRAAT	PUURS	40 KM	22,5 KM	15 KM



Time Limits RUN

Marathon

The time limit for the Great Breweries Marathon is **6 hours**. By order of the police, the roads will be opened for traffic based on this pace. Those who run more slowly will be asked to stop their race or continue running at their own risk, without the roads being cordoned off.

25K

The time limit for the Great Breweries Marathon is **4 hours**. By order of the police, the roads will be opened for traffic based on this pace. Those who run more slowly will be asked to stop their race or continue running at their own risk, without the roads being cordoned off.

17K

The time limit for the Great Breweries Marathon is **2h15**. By order of the police, the roads will be opened for traffic based on this pace. Those who run more slowly will be asked to stop their race or continue running at their own risk, without the roads being cordoned off.



Time Limits WALK

All walkers are asked to follow the traffic rules.

Keep in mind that the **finish closes at 7pm.**



Live Results RUN

Live tracking

Your supporters can follow you (and your split times) via our online live tracking. The live tracking is available on our **website** on the day of the event.



How to get there?

You can find all accessibility info [HERE](#).

Come to the event on your bike or by public transport.

The centre of Breendonk and Veurtstraat car park are NOT available. Plan your trip and allow for extra time to get to the start on time.

For parking & shuttle at Pfizer, you pay 5 euros per car when leaving the parking lot. You can already buy your ticket at the ticket booth on the eventsite.



Enjoy!

- Be courteous & have fun!
- Be sure to have fun and enjoy the stunning surroundings and the entertainment along the course.
- Listen to your body. If you do not feel well, take a breather. If the feeling persists, then stop completely.
- There is no Great Breweries Marathon without volunteers. A smile or thank you will warm their hearts.
- Make it an unforgettable day for you and your fellow runners and walkers!

